



CORAM DEO ACADEMY

COR  LEONIS

HEART OF THE LION




Gala

SPONSORSHIP &
SUPPORT PARTNER

Ad Guidelines



Commit to a sponsorship at any level by December 31, and you will receive a complimentary standard hotel room at the Live! by Loews Hotel for March 22, 2025.

	 Presenting Sponsor	 Lion \$10,000	 Gold \$8,000	 Navy \$5,000
• Gala Tickets with Premium Seating	18 (2 Tables)	10	10	10
• Tickets to VIP Reception with John O'Leary	18	10	4	2
• Complimentary Valet Parking for VIP Ticket Holders	✓	✓	✓	✓
• Ad in Gala Program	Full-Page Ad	Full-Page Ad	Full-Page Ad	Half-Page Ad
• Name and Logo in Emails to 4,800 Recipients	✓	✓	✓	✓
• Featured on Gala Screen & Thank You Cards	✓	✓	✓	✓
• Business Promoted on Gym Video Board	✓	✓	✓	✓
• Featured at top of CDA Business Directory	✓	✓	✓	✓
• Name and Logo on Gala & Auction Websites	✓	✓	✓	✓
• Ad in The Forum Magazine	Full-Page Ad	Full-Page Ad	Half-Page Ad	
• Dedicated Business Post on CDA's Social Media	✓	✓	✓	
• Signed Memorabilia from John O'Leary	✓	✓	✓	
• Dedicated Business Promotion Email to our Database	✓	✓		
• Presenting Sponsor on All Promotions	✓			
• 30-Second Business Promotion at the Gala	✓			
• Executive Hotel Suite at Live! by Loews for March 22, 2025	✓			
• VIP Table with John O'Leary	✓			
• Green Room Experience	✓			

Purchase a Table

Premier Package \$8,000
 (LIMITED AVAILABILITY)
 Classic Table Paired with **10 Tickets** to the VIP Reception with John O'Leary

Classic Table \$1,750
 10 Gala Tickets and Centerpiece Sign with Business or Family Name

Advertising & Promotion

\$800 Partner
 Centerpiece Sign, 1/2 Page Program Ad, Name on Thank You Card & Screen, Social Media Story

\$600 Partner
 1/4 Page Program Ad, Company Name on Thank You Card & Screen

\$400 Partner
 1/4 Page Program Ad, Name on Screen

COR LEONIS PROGRAM AD SPECS

Produce ad to fit select size

Consider proportions and size when laying out logos and text
Keep important content within the margins noted

When producing and then providing your ad files, make sure photographs and graphics are at least 300 dpi or that vector graphics are exported properly in the files and that they are finished at the appropriate sizes and proportions below.

The ideal file type is a printable-format, high-resolution pdf.



1/4 PG. — 5.0 X 1.8125 HORIZONTAL
[with .125" margin for text and logos]

The diagram shows a horizontal rectangular area with a red border. The text is centered within this area. The area is set against a gray background within a larger white frame.

All will be placed with white borders framing and separating ads; no bleed necessary at these sizes



1/2 PG. — 5.0 X 3.875 HORIZONTAL
[with .25" margin for text and logos]

The diagram shows a horizontal rectangular area with a red border. The text is centered within this area. The area is set against a gray background within a larger white frame.



FULL PG. — 5.0 X 8.0 VERTICAL
[with .25" margin for text and logos]

The diagram shows a vertical rectangular area with a red border. The text is centered within this area. The area is set against a gray background within a larger white frame.

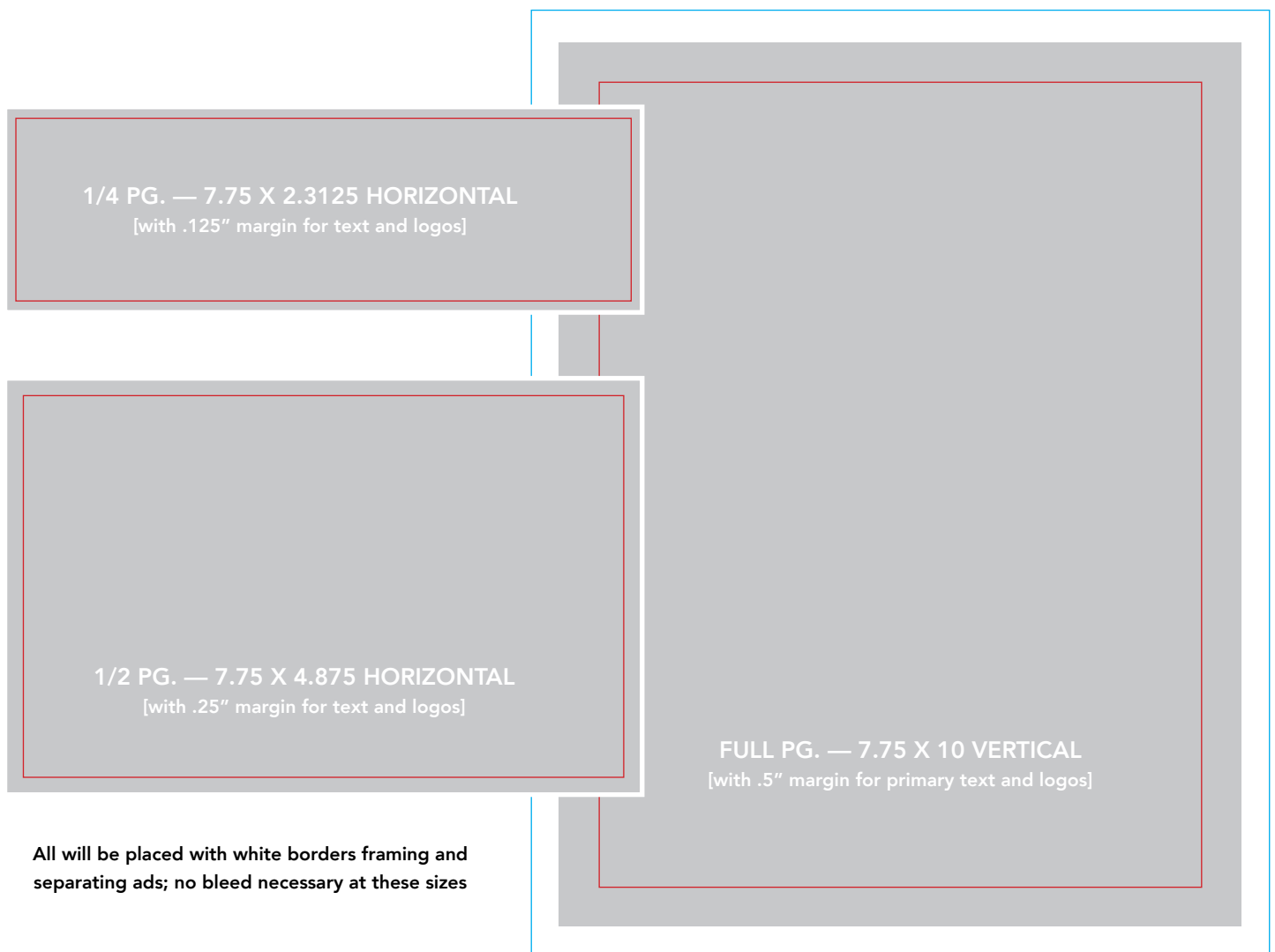
FORUM & LION'S ROAR MAGAZINE AD SPECS

Produce ad to fit select size

Consider proportions and size when laying out logos and text
Keep important content within the margins noted

When producing and then providing your ad files, make sure photographs and graphics are at least 300 dpi or that vector graphics are exported properly in the files and that they are finished at the appropriate sizes and proportions below.

The ideal file type is a printable-format, high-resolution pdf.



All will be placed with white borders framing and separating ads; no bleed necessary at these sizes

SCOREVISION® AD IMAGE DIMENSIONS

Produce ad to fit — 1920w x 300h or 1920w x 1080h

Consider proportions and size when laying out logos and text.

Keep important content within the margins noted.

Bear in mind the resolution and audience distance means smaller text will be harder to read.

1920 PIX WIDTH X 300 PIX HEIGHT – BANNER

ideally, leave 40 pix margin for text and logos

FULL-SCREEN AD

1920 PIX WIDTH X 1080 PIX HEIGHT

ideally, leave 40 pix margin for text and logos

